

DRC

PZ23-12000009
10/02/2024

DRC

PZ23-12000009
01/02/2025

Florida Indoor Tennis - Outdoor Lighting

Dec 08 2023

- CBMC -
LIGHTING
S  LUTIONS

DRC

PZ23-12000009
03/05/2025



- Prepared By -

Pete Miller - CBMC Lighting Solutions
(317) 626-1590
pmiller@cbmcinc.com
5855 Kopetsky Drive, Suite G
Indianapolis, IN 46217, USA

DRC

PZ23-12000009
01/17/2024

Table of Contents

Datasheets

Type	Manufacturer	Model Number	Pg.
SL4	CBMC LIGHTING SOLUTIONS	DL174468	1
SL4 POLE	CBMC LIGHTING SOLUTIONS	DL179527	4
W1	CBMC LIGHTING SOLUTIONS	DL174465	6
W2	CBMC LIGHTING SOLUTIONS	DL174466	8

DRC

PZ23-12000009
03/05/2025

PZ23-12000009
10/02/2024

PZ23-12000009
01/02/2025

Small Area

Outdoor LED Area Light



IP66 IK08



OVERVIEW

Lumen Package	6,000 - 24,000
Wattage Range	39-196
Efficacy Range (LPW)	112-158
Fixture Weight lbs (kg)	20 (9.1)

FEATURES & SPECIFICATIONS

Construction

- Rugged die-cast aluminum housing contains factory prewired driver and optical unit. Cast aluminum wiring access door located underneath.
- Fixtures are finished with polyester powder coat finishing process. The finish withstands extreme weather changes without cracking or peeling. Other standard finishes available. Consult factory.
- Shipping weight: 27 lbs in carton.

Optical System

- State-of-the-Art one piece silicone optic sheet delivers industry leading optical control with an integrated gasket to provide IP66 rated seal.
- Proprietary silicone refractor optics provide exceptional coverage and uniformity in distribution types 2, 3, 5W, and FT.
- Silicone optical material does not yellow or crack with age and provides a typical light transmittance of 93%.
- Zero uplight.
- Available in 5000K, 4000K, and 3000K color temperatures per ANSI C78.377
- Minimum CRI of 70.
- Integral louver (IL) and integral half louver (IH) options available for enhanced backlight control.

Electrical

- High-performance driver features over-voltage, under-voltage, short-circuit and over temperature protection.
- 0-10V dimming (10% - 100%) standard.
- Standard Universal Voltage (120-277 VAC) Input 50/60 Hz or optional High Voltage (347-480 VAC).
- L70 Calculated Life: >60k Hours
- Total harmonic distortion: <20%
- Operating temperature: -40°C to +50°C (-40°F to +122°F).
- Power factor: >.90
- Input power stays constant over life.
- Field replaceable 10kV surge protection device meets a minimum Category C Low operation (per ANSI/IEEE C62.41.2).
- High-efficacy LEDs mounted to metal-core circuit board to maximize heat dissipation
- Driver is fully encased in potting material for moisture resistance and complies with FCC standards. Driver and key electronic components can easily be accessed.

Controls

- Optional integral passive infrared Bluetooth™ motion and photocell sensor. Fixtures operate independently and can be commissioned via iOS or Android configuration app.
- Wireless control system options reduce energy and maintenance costs while optimizing light quality 24/7.

Installation

- Designed to mount to square or round poles.
- A single fastener secures the hinged door, underneath the housing and provides quick & easy access to the electrical compartment.
- Included terminal block accepts up to 12 ga. wire.
- Utilizes traditional B3 drill pattern.

Warranty

- Luminaires carry a 5-year limited warranty.

03/05/2025

Listings

- Listed to UL 1598 and UL 8750.
- Meets Buy American Act requirements.
- IDA compliant; with 3000K color temperature selection.
- Title 24 Compliant; see local ordinance for qualification information.
- Suitable for wet locations.
- IP66 rated Luminaire per IEC 60598-1.
- 3G rated for ANSI C136.31 high vibration applications are qualified.
- IK08 rated luminaire per IEC 66262 mechanical impact code
- DesignLights Consortium® (DLC) qualified product. Not all versions of this product may be DLC qualified. Please check the DLC Qualified Products List at www.designlights.org/QPL to confirm which versions are qualified.



Job Name: Florida Indoor Tennis - Outdoor Lighting
Manufacturer: CBMC LIGHTING SOLUTIONS
Model Number: DL174468



PZ23-12000009
10/02/2024

PZ23-12000009
01/02/2025

ORDERING GUIDE

Prefix	Light Source	Lumen Package	Lens	Distribution	Orientation ²	Voltage	Driver
SAL - Small Area Light	LED	6L - 6,000 lms 9L - 9,000 lms 12L - 12,000 lms 15L - 15,000 lms 18L - 18,000 lms 21L - 21,000 lms 24L - 24,000 lms Custom Lumen Packages ¹	SIL - Silicone	2 - Type 2 3 - Type 3 5W - Type 5 Wide FT - Forward Throw	(blank) - standard L - Optics rotated left 90° R - Optics rotated right 90°	UNV - Universal Voltage (120-277V) HV - High Voltage (347-480V)	DIM - 0-10V Dimming (0-10%)
Color Temp	Color Rendering	Controls (Choose One)				Finish	Options
50 - 5,000 CCT 40 - 4,000 CCT 30 - 3,000 CCT	70CRI - 70 CRI	(Blank) - None Wireless Controls System ALSC - AirLink Synapse Control System ALSCS2 - AirLink Synapse Control System with 12-20' MH Motion Sensor ALSCS4 - AirLink Synapse Control System with 20-40' MH Motion Sensor ALBSC1 - AirLink Blue Wireless Motion & Photo Sensor Controller (8-24' MH) ALBSC2 - AirLink Blue Wireless Motion & Photo Sensor Controller (25-40' MH) Stand-Alone Controls EXT - 0-10V Dimming leads extended to housing exterior CR7P - 7 Pin Control Receptacle ANSI C136.41 ³ IMSBT1 - Integral Bluetooth™ Motion and Photocell Sensor (8-24' MH) ⁴ IMSBT2 - Integral Bluetooth™ Motion and Photocell Sensor (25-40' MH) ⁴				BLK - Black BRZ - Dark Bronze GMG - Gun Metal Gray GPT - Graphite MSV - Metallic Silver PLP - Platinum Plus SVG - Satin Verde Green WHT - White	(Blank) - None IH - Integral Half Louver (Moderate Spill Light Cutoff) ² IL - Integral Louver (Sharp Spill Light Cutoff) ²

DRC

Accessory Ordering Information⁵

CONTROLS ACCESSORIES
Description
Twist Lock Photocell (120V) for use with CR7P
Twist Lock Photocell (208-277) for use with CR7P
Twist Lock Photocell (347V) for use with CR7P
Twist Lock Photocell (480V) for use with CR7P
AirLink 5 Pin Twist Lock Controller
AirLink 7 Pin Twist Lock Controller
Shorting Cap for use with CR7P

FUSING OPTIONS ⁷	
Description	Order Number
Single Fusing (120V)	See Fusing Accessory Guide
Single Fusing (277V)	
Double Fusing (208V, 240V)	
Double Fusing (480V)	
Double Fusing (347V)	

SHIELDING OPTIONS	
Description	Order Number
Mirada Small	See Shielding Guide
Mirada Medium	
Mirada Large	
Zone Medium	
Zone Large	
Slice Medium	

PZ23-12000009

03/05/2025








1. Custom lumen and wattage packages available, consult factory. Values are within industry standard tolerances but not DLC listed.
2. Not available on "Type 5W" distribution.
3. Control device or shorting cap must be ordered separately. See Accessory Ordering Information.
4. IMSBT is field configurable via the app that can be downloaded from your smartphone's native app store.
5. Accessories are shipped separately and field installed.
6. "CLR" denotes finish. See Finish options.
7. Fusing must be located in hand hole of pole. See [Fusing Accessory Guide](#) for compatibility.



PZ23-12000009
 10/02/2024

PZ23-12000009
 01/02/2025

ACCESSORIES

MOUNTING ACCESSORIES		SHIELDING, POLES & MISC. ACCESSORIES		
Side Arm	Universal Mounting Bracket Mounts to $\geq 3"$ square or round (tapered/straight) poles with (2) mounting hole spaces between 3.5" to 5"	Shielding	Integral Louver Field Install Integral Louver provides maximum backlight control by shielding each individual row of LEDs	
	Quick Mount Plate True one person installation to existing/new construction poles with hole spaces between 2.4 to 4.6"		Integral Half Louver Field Install Integral Half Louver provides great backlight control without impacting front side distribution.	
	15° Tilt Quick Mount Plate True one person installation to existing/new construction poles with hole spaces between 2.4 to 4.6"		External Shield External shield blocks view of light source from anyside of luminaire, additional shielding configurations available	
Tenon / Slipfitter	Adjustable Slipfitter Mounts onto a 2" (51mm) IP, 2.375" (60mm) O.D. tenon and provides 180° of tilt (max 45° above horizontal)	Poles	Square Poles 14 - 39" steel and aluminum poles in 4", 5" and 6" sizes for retrofit and new construction	
	Square Tenon Top Mounts onto a 2" (51mm) IP, 2.375" (60mm) O.D. tenon and allows for mounting up to 4 luminaires		Round Poles 10 - 30" steel and aluminum poles in 4" and 5" sizes for retrofit and new construction	
	Square Internal Slipfitter Mounts inside 4" or 5" square pole and allows for mounting up to 4 luminaires		Tapered Poles 20" - 39" steel and aluminum poles for retrofit and new construction	
Wall Mount / Wood Pole	Wall Mount Bracket Mounts onto vertical wall surface (hardware/anchors not included)	Misc.	Bird Spikes 10' Linear Bird Spike Kit, 4' recommended per luminaire, includes silicone adhesive and application tool	
	Wood Pole Bracket Mounts onto wooden poles (6" minimum OD, hardware/anchors not included)			

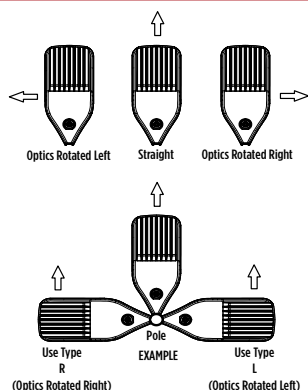
DRC

PZ23-12000009
 03/05/2025

Replace CLR with paint finish description
 Replace XX with SQ for square pole or RD for round pole ($\geq 3"$ OD)
 Replace * with S (Single), D180 (Double @180°), D90 (Double @90°), T90 (Triple), Q90 (Quad)
 Replace _ with 4 (4" square pole) or 5 (5" square pole)

OPTICS ROTATION

Top View



ACCESSORIES/OPTIONS

Integral Louver (IL) and House-Side Shield (IH)

Integral louver (IL) and half louver (IH) accessory shields available for improved backlight control without sacrificing street side performance. Integral Louver (IL) and Integral House-Side Shield (IH) options deliver backlight control that significantly reduces spill light behind the poles for applications with pole locations close to adjacent properties. The design maximizes forward reflected light while reducing glare, maintaining the optical distribution selected, and most importantly eliminating light trespass. Both options rotate with the optical distribution.

Luminaire Shown with Integral Louver (IL)



Luminaire Shown with IMSBT Option



7 Pin Photoelectric Control

7-pin ANSI C136.41-2013 control receptacle option available for twist lock photocontrols or wireless control modules. Control accessories sold separately. Dimming leads from the receptacle will be connected to the driver dimming leads (Consult factory for alternate wiring).

Luminaire Shown with CR7P

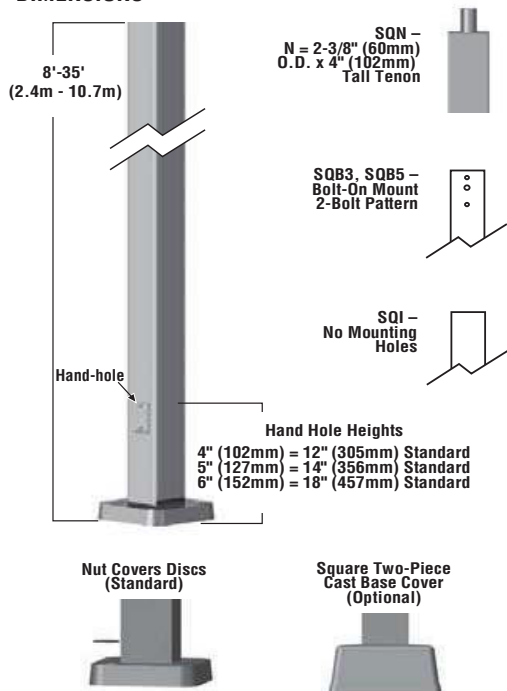


PZ23-12000009
 10/02/2024

PZ23-12000009
 01/02/2025

ALUMINUM SQUARE POLES (SOFT CORNER)

DIMENSIONS



POLE SHAFT - The soft corner pole shaft is extruded from seamless alloy aluminum. On Tenon Mount poles, tenon is 2-3/8" O.D. x 4" tall high-strength pipe. Aluminum straight poles are 4", 5" and 6" square.

HAND-HOLE - On 4" square poles, standard hand hole is 2" x 4" located 12" up from bottom of base plate. On 5" square poles, standard hand hole is 2" x 4" located 14" up from bottom of base plate. On 6" square poles, standard hand hole is 2-5/8" x 5" located 18" up from bottom of base plate. Hand hole gasket is provided. Optional festoon for GFI receptacle (with or without GFI Kit supplied) is available. Minimum height for location of festoon is 18" above standard hand hole.

BASE - Pole base is cast from 356 alloy aluminum. Completed assembly is heat-treated to a T6 temper. Tamper-resistant aluminum nut cover discs are included with anchor base.

BASE COVERS - Tamper-resistant aluminum nut cover discs are included with anchor base. Optional two-piece square cast base covers available. Must be ordered separately.

ANCHOR BOLTS - Set of four anchor bolts conform to ASTM F1554 Grade 55. Each bolt is provided with two hex nuts and two flat washers. Bolts have an "L" bend on one end and are galvanized a minimum of 12" on the threaded end.

GROUND LUG - Ground lug is standard.

GROUND FAULT CIRCUIT INTERRUPTER - Ground fault circuit interrupter kit is optional. Pole Preparation (festoon) with GFI Kit must be ordered. Specify location in feet above base of pole and side orientation. Minimum height for location of festoon is 18" above standard hand hole.

FINISHES - Baked-on polyester-powder finish provides one year limited warranty.

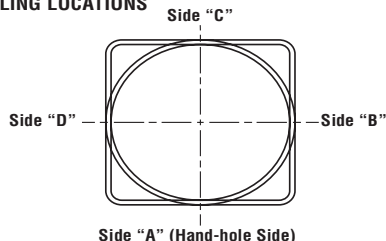
DETERMINING THE LUMINAIRE/POLE COMBINATION FOR YOUR APPLICATION:

- Select luminaire from luminaire ordering information
- Select bracket configuration if required
- Determine EPA value from luminaire/bracket EPA chart
- Select pole height
- Select MPH to match wind speed in the application area (See windspeed map).
- Confirm pole EPA equal to or exceeding value from note above
- Confirm total luminaire/bracket weight does not exceed maximum weight shown in chart below
- Consult factory for special wind load requirements

DRC

PZ23-12000009
 03/05/2025

DRILLING LOCATIONS



Sides	A	B	C	D
Hand-hole	X			
Single	X			
D180°		X		X
D90°	X			X
T90°	X	X		X
Q90°	X	X	X	X

POLE SELECTION CHART: 4" (102mm), 5" (127mm) and 6" (152mm) aluminum square poles									
Height	EPA				Outside Dimensions	Material	Max Weight (lbs) ¹	Bolt Circle	Structure Weight (lbs) ²
	70 MPH	80 MPH	90 MPH	100 MPH					
8' (2.4m)	24.3	18.2	14.0	10.9	4" (102mm)	0.125	350	G	24
10' (3.0m)	18.9	13.9	10.5	8.0	4" (102mm)	0.125	260	G	28
12' (3.7m)	14.7	10.6	7.7	5.7	4" (102mm)	0.125	260	G	33
14' (4.3m)	11.9	8.3	5.8	4.1	4" (102mm)	0.125	200	G	37
15' (4.6m)	8.3	5.7	3.8	2.6	4" (102mm)	0.125	200	G	39
16' (4.9m)	7.3	4.8	3.1	1.9	4" (102mm)	0.125	200	G	42
16' (4.9m)	12.3	8.6	6.1	4.3	4" (102mm)	0.188	200	G	59
18' (5.5m)	5.9	3.6	2.1	N/A	4" (102mm)	0.125	100	G	46
18' (5.5m)	10.1	6.8	4.6	3.0	4" (102mm)	0.188	150	G	66
18' (5.5m)	18.0	12.7	9.0	6.4	5" (127mm)	0.188	260	H	85
20' (6.1m)	4.1	2.1	N/A	N/A	4" (102mm)	0.125	150	G	51
20' (6.1m)	8.1	5.2	3.1	1.7	4" (102mm)	0.188	150	G	73
20' (6.1m)	15.4	10.5	7.1	4.7	5" (127mm)	0.188	150	H	93
20' (6.1m)	24.8	17.4	12.3	8.7	6" (152mm)	0.188	150	I	114
20' (6.1m)	33.8	24.3	17.8	13.2	6" (152mm)	0.250	260	I	148
25' (7.6m)	9.5	5.6	3.0	1.0	5" (127mm)	0.188	100	H	115
25' (7.6m)	15.8	10.1	6.1	3.3	6" (152mm)	0.188	260	I	139
25' (7.6m)	23.3	15.8	10.7	7.0	6" (152mm)	0.250	260	I	182
30' (9.1m)	14.2	8.6	4.8	2.0	6" (152mm)	0.250	260	I	216
32' (9.8m)	12.2	6.9	3.2	N/A	6" (152mm)	0.250	150	I	229
35' (10.7m)	9.1	4.2	N/A	N/A	6" (152mm)	0.250	100	I	250

➤ EPA based on commercial criteria. For applications in Canada and areas using code requirements other than commercial criteria, consult factory. Designs are limited to top-mounted and side-mount luminaires. Variations from sizes above are available, consult factory. Satisfactory performance of poles is dependent upon the pole being properly attached to a supporting foundation of adequate design.

Refer to EPA information on next page. Maximum luminaire/bracket weight is shown on the above chart.

1- Maximum weight of fixtures/brackets to be mounted to pole.

2- Structure weight is a nominal value which includes the pole shaft and base plate.

PZ23-12000009
 10/02/2024

PZ23-12000009
 01/02/2025

ALUMINUM SQUARE POLES (SOFT CORNER)

POLE ORDERING INFORMATION

Pole Series	Material	Height ²	Mounting Configuration ⁴	Pole Finish	Options
Bolt-On Mount - See selection guide for patterns and fixture matches. 4B3 - 3" Reduced Drilling Pattern 5B3 - 3" Reduced Drilling Pattern 4B5 - 5" Traditional Drilling Pattern 5B5 - 5" Traditional Drilling Pattern 6B5 - 5" Traditional Drilling Pattern	A125 - .125 Aluminum A188 - .188 Aluminum A250 - .250 Aluminum	8' 10' 12' 14' 16' 18' 20' 25' 30' ³ 32' ³ 35' ³	S - Single/Parallel D180° - Double D90° - Double T90° - Triple Q90° - Quad	BRZ - Bronze BLK - Black WHT - White SVG - Satin Verde Green MSV - Metallic Silver	FP - Festoon Outlet Provision Less GFI Kit ⁵ FPG - Festoon Outlet Provision With GFI Kit ⁵ LAB - Less Anchor Bolts
Tenon Mount - See selection guide for tenon and fixture/bracket matches. 4SQN 5SQN 6SQN	<div>Consult Pole Selection Chart on opposite page</div>		N - Tenon Mount		
Internal Slip-fitter¹ No mounting holes or pole caps - Use with BKA 4ISF, BKA 5ISF, BKA X4ISF & BKA X5ISF 4SQI 5SQI			*		

FOOTNOTES:

- 1 - See Area Lighting Brackets - Bolt-on and XAS3/XAMU Area Lighting Brackets pages for Internal Slip-fitter brackets.
 2 - Pole heights will have +/- 2" tolerance.
 3 - Pole includes factory installed vibration damper.

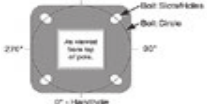
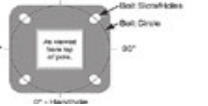
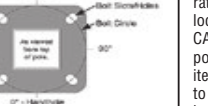
- 4 - TN120° mounting configuration not available.
 5 - Specify location in feet above base of pole and side orientation.
 Minimum height is 18' up from standard hand hole.

ACCESSORY ORDERING INFORMATION (Accessories are field installed)

Description
4DABC - 4" Square Cast 2-Piece Base Cover
5DABC - 5" Square Cast 2-Piece Base Cover
6DABC - 6" Square Cast 2-Piece Base Cover

DRC

PZ23-12000009

BOLT CIRCLE				EPA INFORMATION 03/05/2025	
	4" (102mm) Square 9-15/16" (252mm) Square Base Plate  9" (229mm) Dia. Bolt Circle +/- 1/2" (13mm) G	5" (127mm) Square 11-9/16" (294mm) Square Base Plate  11" (279mm) Dia. Bolt Circle +/- 1/2" (13mm) H	6" (152mm) Square 12-3/4" (324mm) Square Base Plate  12-1/2" (318mm) Dia. Bolt Circle +/- 7/16" (11mm) I	All poles are guaranteed to meet the EPA requirements listed. Pole manufacturer is not responsible if a pole order has a lower EPA rating than the indicated wind-loading zone where the pole will be located. CAUTION: This guarantee does not apply if the pole/bracket/fixture combination is used to support any other items such as flags, pennants, or signs, which would add stress to the pole. Pole manufacturer cannot accept responsibility for harm or damage caused in these situations. NOTE: Pole calculations include a 1.3 gust factor over steady wind velocity. Example: poles designed to withstand 80 MPH steady wind will withstand gusts to 104 MPH. EPAs are for locations 100 miles away from hurricane ocean lines. Consult factory for other areas. Note: Hurricane ocean lines are the Atlantic and Gulf of Mexico coastal areas. For applications in Canada, and areas using code requirements other than commercial criteria, consult factory.	
Bolt Circle	9" +/- 1/2" (229mm +/- 13mm)	11" +/- 1/2" (279mm +/- 13mm)	12-1/2" +/- 7/16" (318mm +/- 11mm)		
Anchor Bolt Size	3/4" dia. x 17" x 3" hook (19mm x 432mm x 76 mm)	3/4" dia. x 17" x 3" hook (19mm x 432mm x 76 mm)	1" dia. x 36" x 4" hook (25mm x 914mm x 102mm)		
Anchor Bolt Projection	3-1/8" (79mm)	3-1/4" (83mm)	4" (102mm)		
Base Plate Dimensions	9-15/16" sq. x 3/8" thk. (252mm x 10mm)	11-9/16" sq. x 1/2" thk. (294mm x 13mm)	12-3/4" sq. x 9/16" thk. (324mm x 14mm)		

Note: Base plate illustrations may change without notice. Do not use for setting anchor bolts. Consult factory for the base plate templates.

PZ23-12000009
10/02/2024

PZ23-12000009
01/02/2025

Medium Wall Sconce

Outdoor Wall Sconce



OVERVIEW	
Lumen Package (lm)	3,000 - 21,000
Wattage Range (W)	23 - 175
Efficacy Range (LPW)	125 - 158
Weight lbs (kg)	27 (12.2)

FEATURES & SPECIFICATIONS

Construction

- Rugged die-cast aluminum housing contains factory wired driver and optical unit. Hinged die-cast aluminum wiring access door located underneath.
- Galvanized-steel universal wall mount bracket comes standard with hinging mechanism to easily access the junction box wire connections without removing the luminaire.
- Optional pole-mounting bracket permits mounting to standard poles.
- Fixtures are finished with polyester powder coat finishing process. The finish withstands extreme weather changes without cracking or peeling. Other standard finishes available. Consult factory.
- Max shipping weight: 30lbs in carton

Optical System

- State-of-the-Art one piece silicone optic provides industry leading optical control while also acting as an integrated gasket reducing system complexity and improving fixture reliability.
- Proprietary silicone refractor optics provide exceptional coverage and uniformity in Types 2, 3, and Forward Throw (FT) distributions.
- Silicone optical material does not yellow or crack with age and provides a typical light transmittance of 93%.
- Zero uplight.
- Available in 5000K, 4000K and 3000K color temperatures per ANSI C78.377. Also Available in Phosphor Converted Amber with Peak intensity at 610nm.
- Minimum CRI of 70.

Electrical

- High-performance programmable driver features over-voltage, under-voltage, short-circuit and over temperature protection. Custom lumen and wattage packages available.

- 0-10V dimming (10% - 100%) standard.
- Standard Universal Voltage (120-277 Vac) Input 50/60 Hz or optional High Voltage (347-480 Vac).
- L80 Calculated Life: >100k Hours
- 3L to 12L operating temperature: -40°C to +50°C (-40°F to +122°F)
- 15L operating temperature: -40°C to +45°C (-40°F to +113°F).
- 18L operating temperature: -40°C to +40°C (-40°F to +104°F).
- 21L operating temperature: -40°C to +35°C (-40°F to + 95°F).
- Power factor: >.90
- Input power stays constant over life.
- Optional 10kV surge protection device meets a minimum Category C Low operation (per ANSI/IEEE C62.41.2).
- High-efficacy LEDs mounted to metal-core circuit board to maximize heat dissipation
- Components are fully encased in potting material for moisture resistance. Driver complies with FCC standards. Driver and key electronic components can easily be accessed via hinged door.
- Optional integral emergency battery pack provides 90-minutes of constant power to the LED system, ensuring code compliance. A test switch/indicator button is installed on the housing for ease of maintenance. The fixture delivers 1500 lumens during emergency mode.

Controls

- Integral passive infrared Bluetooth™ motion sensor options. Fixtures operate independently and can be commissioned via an iOS or Android configuration app. Updates and modifications to the control strategy are easily implemented via an intuitive app.

- Lighting control system is a simple feature rich wireless Bluetooth mesh network. The integrated fixture sensor module provides wireless control of grouped fixtures based on motion sensors, daylight or a fully customizable schedule.

Installation

- Universal wall mounting plate easily mounts directly to 4" octagonal or square junction box.
- 2 fasteners secure the hinged door underneath the housing and provide quick & easy access to the electrical compartment for installing/servicing.
- Optional terminal block accepts up to 12 ga wire.

Warranty

- Luminaires carry a 5-year limited warranty.
- 1 Year warranty on Battery Back-up option.

Listings

- Listed to UL 1598 and UL 8750.
- Meets Buy American Act requirements.
- IDA compliant; with 3000K or lower color temperature selection.
- Title 24 Compliant; see local ordinance for qualification information.
- Suitable for wet Locations.
- IP65 rated luminaire per IEC 60598.
- 3G rated for ANSI C136.31 high vibration applications when pole mounted (using optional XPMa bracket) or wall mounted.
- IK08 rated luminaire per IEC 66262 mechanical impact code
- DesignLights Consortium® (DLC) Premium qualified product. Not all versions of this product may be DLC Premium qualified. Please check the DLC Qualified Products List at www.designlights.org/QPL to confirm which versions are qualified.





Job Name: Florida Indoor Tennis - Outdoor Lighting
Manufacturer: CBMC LIGHTING SOLUTIONS
Model Number: DL174465



PZ23-12000009

10/02/2024

Medium Wall Sconce - Outdoor Wall Sconce

PZ23-12000009

01/02/2025

ORDERING GUIDE

Family	Distribution	Light Source	Lumen Package	Color Temperature
MWS - Medium Wall Sconce	2 - Type 2 3 - Type 3 FT - Type 4 Forward Throw	LED	3L - 3,000 4L - 4,000 6L - 6,000 8L - 8,000 12L - 12,000 15L - 15,000 18L - 18,000 21L - 21,000 Custom Lumen Packages ¹	30 - 3000K 40 - 4000K 50 - 5000K AMB - Phosphor Converted Amber ²
Voltage	Finish	Controls	Options	
UE - Universal Voltage (120-277V) HV - High Voltage (347-480V)	BLK - Black BRZ - Dark Bronze GMG - Gun Metal Gray GPT - Graphite MSV - Metallic Silver PLP - Platinum Plus SVG - Satin Verde Green WHT - White	Blank - None Wireless Controls ALSC - AirLink Synapse Control System ALSCS01 - AirLink Synapse Control System with 8-12' Motion Sensor ALSCS02 - AirLink Synapse Control System with 12-20' Motion Sensor ALBCS1 - AirLink Blue Wireless Motion & Photo Sensor Controller (8-24' MH) ³ ALBCS2 - AirLink Blue Wireless Motion & Photo Sensor Controller (25-40' MH) ³ Standalone Controls DIM - 0-10v Dimming leads extended to housing exterior IMSBT1 - Integral Bluetooth™ Motion and Photocell Sensor (8-24' MH) ^{3,4} IMSBT2 - Integral Bluetooth™ Motion and Photocell Sensor (25-40' MH) ^{3,4} Button Type Photocells PCI120 - 120V PCI208-277 - 208 -277V PCI347 - 347V	Blank - None BB - Battery Back-up (0°C) ⁵ CWBB - Cold Weather Battery Backup (-20°C) ⁵ XPMA - Pole Mounting Bracket SP1 - 10kV Surge Protection TB - Terminal Block	

DRC

PZ23-12000009

03/05/2025

FUSING ACCESSORY ORDERING INFORMATION⁶

Description
FK120 - Single Fusing
FK277 - Single Fusing
FK347 - Single Fusing
DFK - Double Fusing
DFK - Double Fusing (240V)
DFK - Double Fusing (480V)

MOUNTING ACCESSORY ORDERING INFORMATION⁶

Description
XWM Wet Location Surface Conduit/Wiring Box
10' Linear Bird Spike Kit (2" Recommended per Luminaire)

¹ Custom lumen and wattage packages available consult factory. Values are within industry standard tolerances but not DLC listed.

² Only available in 6L Lumen Package. Consult factory for lead time and availability.

³ IMSBT and ALBCS control options are not available in 3L or 4L lumen packages when high voltage (HV) is specified.

⁴ IMSBT1L is field configurable via the Leviton app that can be downloaded from your smartphone's app store.

⁵ Not available in HV.

⁶ Accessories are shipped separately and field installed.

⁷ Fusing must be located in a hand hole for pole or in the junction box.

⁸ "CLR" to be replaced by paint finish selection. See Finish options for paint color selections.



PZ23-12000009
10/02/2024

PZ23-12000009
01/02/2025

Small Wall Sconce Silicone

Outdoor LED Wall Light



OVERVIEW	
Lumen Package (lm)	2,000 - 8,000
Wattage Range (W)	13 - 61
Efficacy Range (LPW)	126 - 162
Weight lbs (kg)	10 (4.5)



FEATURES & SPECIFICATIONS

Construction

- Rugged die-cast aluminum housing.
- Fixtures are finished with polyester powder coat finishing process. The finish withstands extreme weather changes without cracking or peeling. Other standard finishes available. Consult factory.
- Extended housing available with 1/2" threaded hubs for surface conduit and rated wire.
- Standard luminaire shipping weight: TBD lbs in carton.
- Max luminaire shipping weight: 12 lbs in carton (20 lbs w/EH option)

Optical System

- State-of-the-Art one piece silicone optic provides industry leading optical control while also acting as an integrated gasket reducing system complexity and improving fixture reliability.
- Proprietary silicone refractor optics provide exceptional coverage and uniformity in distribution types 2, 3, and FT.
- Silicone optical material does not yellow or crack with age and provides a typical light transmittance of 93%.
- Zero uplight.
- Available in 5000K, 4000K, and 3000K color temperatures per ANSI C78.377.
- Minimum CRI of 70

Electrical

- High-performance driver features over-voltage under-voltage, short-circuit, and over temperature protection.

- 0-10V dimming (10% - 100%) standard.
- Standard Universal Voltage (120-277 VAC) Input 50/60 Hz or optional High Voltage (347-480 VAC).
- L70 Calculated Life: >60k Hours
- Total harmonic distortion (THD): <20%
- Operating temperature: -40°C to +50°C (-40°F to +122°F).
- Power factor (PF): >.90
- Input power stays constant over life.
- Optional 10kV surge protection device meets a minimum Category C Low operation (per ANSI/IEEE C62.41.2).
- High-efficacy LEDs mounted to metal-core circuit board to maximize heat dissipation
- Driver is fully encased in potting material for moisture resistance. Driver complies with FCC standards. Accessible driver and electrical components.
- Optional battery backup provides 90-minutes of constant power to the LED system, ensuring code compliance. A test switch/indicator button is installed on the housing for ease of maintenance. Standard battery rated for 0°C to 50°C with cold weather battery rated for -20°C to 50°C (40°C max for 8L). 120-277V Only.

Controls

- Optional integral passive infrared Bluetooth™ motion. Fixtures operate independently and can be commissioned via iOS or Android configuration app.
- Optional button photocell turns fixtures on and off based on ambient light levels for dusk to dawn lighting.

- Wireless control system options allow for fixture and motion sensor grouping while reducing energy and maintenance costs.

Installation

- Universal wall mounting plate mounts directly to vertical surface or 4" junction box (octagonal or square).
- Luminaire hinges to the top of the mounting plate and is secured via two flush mount screws that help to conceal the hardware and prevent over tightening during installation.

Warranty

- Luminaires carry a 5-year limited warranty.

Listings

- Listed to UL 1598 and UL 8750.
- Meets Buy American Act requirements.
- IDA compliant; with 3000K color temperature selection.
- Title 24 Compliant; see local ordinance for qualification information.
- Suitable for wet locations.
- IP65 rated luminaire per IEC 60598-1.
- IK08 rated luminaire per IEC 66262 mechanical impact code.
- DesignLights Consortium® (DLC) Premium qualified product. Not all versions of this product may be DLC Premium qualified. Please check the DLC Qualified Products List at www.designlights.org/QPL to confirm which versions are qualified.

PZ23-12000009

10/02/2024

Small Wall Sconce Silicone

PZ23-12000009

01/02/2025

ORDERING GUIDE

Prefix	Light Source	Lumen Package	Lens	Distribution	Voltage	Driver
SWS - Small Wall Sconce	LED	2L - 2,000 3L - 3,000 5L - 5,000 6L - 6,000 8L - 8,000 Custom Lumen Packages ¹	SIL - Silicone	2 - Type 2 3 - Type 3 FT - Forward Throw	UNV - Universal Voltage (120-277V) HV - High Voltage (347-480V)	DIM - 0-10v Dimming (0-10%)
Color Temperature	Color Rendering	Controls			Finish	Options
50 - 5000K 40 - 4000K 30 - 3000K	70CRI - 70 CRI	Blank - None Wireless Controls ALBCS1 - AirLink Blue Wireless Motion & Photo Sensor Controller (8-24" mounting height) ² Standalone Controls EXT - 0-10v Dimming leads extended to housing exterior IMSBT1 - Integral Bluetooth™ Motion Sensor 8-24" MH ^{2,3} Button Type Photocells PCI120 - 120V PCI208-277 - 208-277V PCI347 - 347V			BLK - Black BRZ - Dark Bronze GMG - Gun Metal Gray GPT - Graphite MSV - Metallic Silver PLP - Platinum Plus SVG - Satin Verde Green WHT - White	Blank - None BB - 10w Battery Back-up (0°C) ⁴ CWBB - 10w Cold Weather Battery Backup (-20°C) ⁴ BB20 - 20W Battery Back-up (0°C) ⁴ EH - Extended Housing ⁵ SP1 - 10kV Surge Protection Device

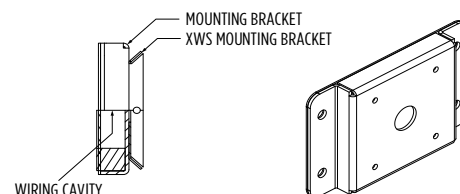
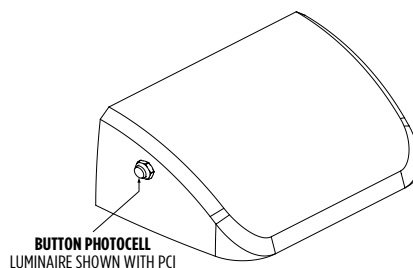
ACCESSORY ORDERING INFORMATION*

Description
Extended Housing/Surface Conduit Wiring Box
Spacer Plate/Wiring Box

*Accessories are shipped separately and field installed.

Battery Backup

- Emergency battery system provides 90-minutes of constant power to the LED system, ensuring code compliance.
- A test switch/indicator button is installed on the housing for ease of maintenance.
- 10w battery delivers ~1,500 lumens during emergency mode.
- 20w battery delivers ~3,000 lumens during emergency mode.



¹ Custom lumen and wattage packages available, consult factory. Values are within industry standard tolerances but not DLC listed.
² When high voltage (HV) is specified, IMSBT and ALBCS control options are limited to 6L and 8L lumen packages.
³ IMSBT is field configurable via the app that can be downloaded from your smartphone's native app store.
⁴ Universal Voltage Only (120-277V). 20W Battery Backup only available 2L - 6L.
⁵ For applications with surface conduit.